

Standard Construction and Materials

FRAME: 14-GA aluminum.

BLADE: 16-GA aluminum Airfoil exterior with 22-GA perforated aluminum interior surface.

INSULATION: Eco-Sound insulation.

SCREEN: ½" sq. mesh, aluminum (.051")

FINISH: Mill.

Options

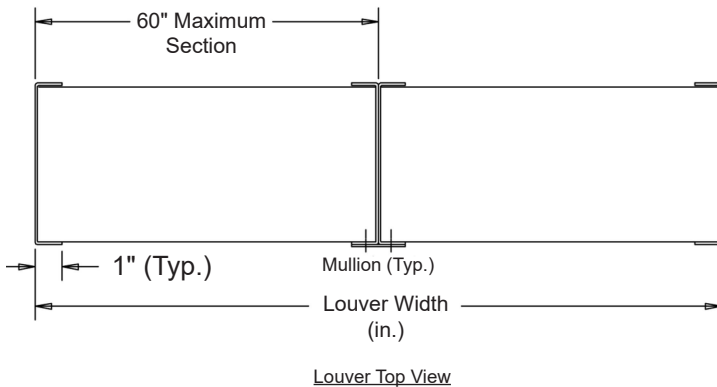
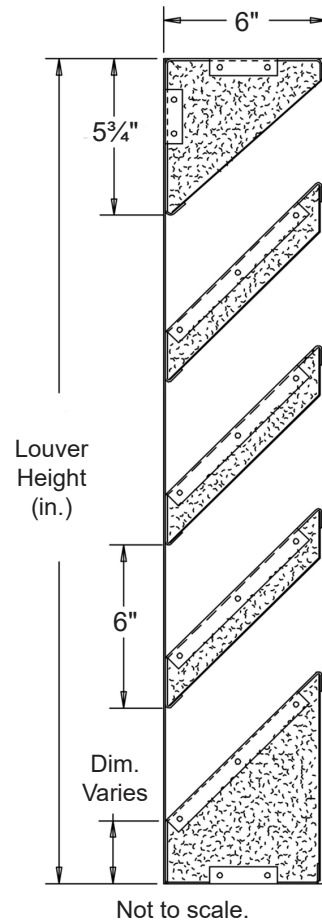
Finish - Baked Enamel, Kynar, Anodize

Notes

1. Nominal deductions will be made to the opening size given.

Louver Sizes

Min Panel	Max Single Panel
12"W x 24"H	60"W x 96"H



Item #	Qty	Width	Height	Width	Height	Mullion	Type	Location	Union Made
		Opening Size		Louver Size			Screens		
Arch. / Eng.:						EDR:		ECN:	Job:
Contractor:									
Project:						Date:	DWN:	DWG:	

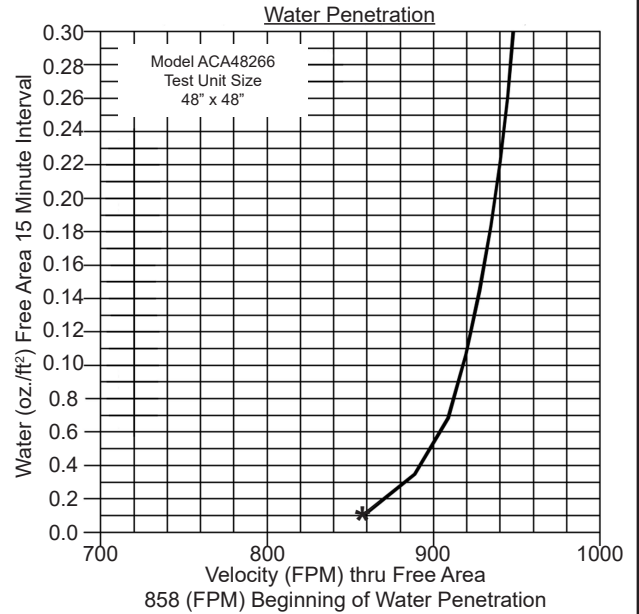
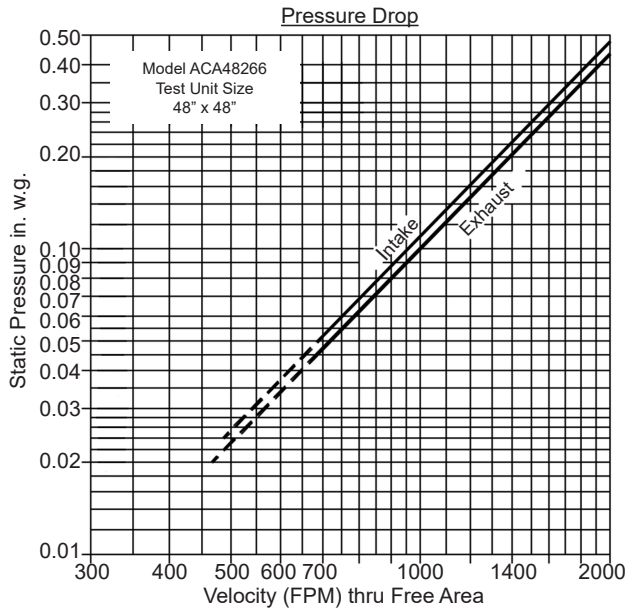
In the interest of product development, Cesco Products reserves the right to make changes without notice.



450 Riverside Dr • Wyalusing PA, 18853
Phone: 570-746-1888 • Fax: 570-746-9286
www.cescoproducts.com

Performance Data

Ratings do not include effects of a screen.



Intake air converted to standard air density.
Tested to AMCA Standard 500-L, Figure 5.5.

Transmission Loss

Octave Band	1	2	3	4	5	6	7	8
Frequency (Hz)	63	125	250	500	1000	2000	4000	8000
Sound Transmission Loss (db)	4	4	2	4	8	12	8	9
Free Field Noise Reduction	10	10	8	10	14	18	14	15

Attenuation

Octave Band Center Frequency (Hz)

Distance from Louver (ft)	Free Area (sq. ft.)							
	1 / 63	2 / 125	3 / 250	4 / 500	5 / 1000	6 / 2000	7 / 4000	8 / 8000
0'	10	10	8	10	14	18	14	15
10'	22	22	20	22	26	30	26	27
50'	36	36	34	36	40	44	40	41
100'	42	42	40	42	46	50	46	47
200'	48	48	46	48	52	56	52	53
500'	56	56	54	56	60	64	60	61
1000'	62	62	60	62	66	70	66	67

Attenuation chart is a combination of the Model ACA48266 sound transmission loss and the reduction of sound energy as a function of distance.

Free Area (sq. ft.)

		Width (in.)							
		12"	24"	30"	36"	42"	48"	54"	60"
Height (in.)	24"	.39	.87	1.10	1.34	1.58	1.81	2.05	2.29
	36"	.66	1.45	1.84	2.23	2.63	3.02	3.42	3.81
	48"	.92	2.02	2.58	3.13	3.68	4.23	4.78	5.34
	60"	1.18	2.60	3.31	4.02	4.73	5.44	6.15	6.86
	72"	1.45	3.18	4.05	4.92	5.78	6.65	7.52	8.39
	84"	1.71	3.76	4.78	5.81	6.84	7.86	8.89	9.91
96"	1.97	4.34	5.52	6.70	7.89	9.07	10.25	11.44	